

# Typhoon Guide

Provided by Kadena Office of Emergency  
Management



# TABLE OF CONTENTS

<a href="#"><u>Recommended Emergency Kit Items</u></a>	-----	Pg 3
<a href="#"><u>Typhoons "Know The Terms"</u></a>	-----	Pg 4
<a href="#"><u>Installation Warning System (AtHoc)</u></a>	-----	Pg 5
<a href="#"><u>US Naval Hospital Considerations</u></a>	-----	Pg 6
<a href="#"><u>Kadena Facility Manager Actions</u></a>	-----	Pg 7
<a href="#"><u>Military Family Housing Residents Actions</u></a>	-----	Pg 9
<a href="#"><u>TCCOR Conditions</u></a>	-----	Pg 10
<a href="#"><u>DoDEA Okinawa District TCCOR Guide</u></a>	-----	Pg 11
<a href="#"><u>After The Storm &amp; Filing A Claim For Damage</u></a>	-----	Pg 12
<a href="#"><u>Emergency Numbers</u></a>	-----	Pg 13
<a href="#"><u>Online Resources &amp; Family Accountability</u></a>	-----	Pg 15
<a href="#"><u>Emergency Weather Information &amp; Hazard Notification System</u></a>	----	Pg 16

## **Recommended Emergency Kit Items**

### [Table of Contents](#)

- Water (one gallon of water per person per day for at least three days)
- Non-perishable foods (at least three days' worth)
- Battery powered radio with extra batteries
- Cell phone with charger
- Flashlight with extra batteries
- First aid kit
- Hygiene products
- Can opener (for canned goods)
- Infant formula and diapers
- Pet food and extra water for pets
- Prescription medications
- Fire extinguisher
- Blankets
- Towelettes, garbage bags and plastic ties for personal sanitation
- Games, books, puzzles or other activities for children

Additionally, your family plan should address:

- Family Communications
- Insurance
- Vital Records
- Caring for Animals

# Typhoons "Know the Terms"

## [Table of Contents](#)

Between June 1<sup>st</sup> and November 30<sup>th</sup>, Okinawa will be in TCCOR 4. This means it is the most likely time for a typhoon to occur. During the remaining months, it is not entirely out of the picture. A typhoon, like a hurricane, is formed through a process called Tropical Cyclogenesis. Tropical cyclones feed off of heat which is released when humid air rises off of the ocean's surface into the atmosphere. Typhoons are unique in the aspect that they have a "warm core" where as other storms have a "cold core" as they feed off cold air. There are numerous conditions that need to be obtained before a typhoon can form. The area surrounding Okinawa is prime breeding ground for these storms with the high humidity and water temperatures. There are various threats associated with typhoons. Typhoon winds can soar to extreme levels which can send debris flying through the air. Storm surges may also become prevalent, raising water levels and further intensifying waves cause by high winds.

**For information on local TCCOR conditions visit:**

[Shogun Weather](#)

[AFN Okinawa](#)

## **KNOW THE TERMS**

**Tropical Depression**-A rotary circulation of clouds with winds up to 38 miles per hour.

**Tropical Storm** - A rotary circulation of clouds with winds between 39-73 miles per hour.

**Typhoon** – A tropical cyclone in the Western Pacific Ocean in which the maximum 1-minute sustained surface wind is 64 knots (74 mph) or greater

CAT 1: 74-95 mph (64-82 kt)

CAT 2: 96-110 mph (83-95 kt)

CAT 3: 111-129 mph (96-112 kt)

**Super Typhoon** – A term utilized for typhoons that reach the equivalent of a Saffir-Simpson category 4 or 5.

CAT 4: 130-156 mph (113-136 kt)

CAT 5: 157 mph or higher (137 kt or higher)

**Storm Surge** - A huge dome of water pushed on shore by a typhoon. When coupled with high tide, the storm surge will be the tide and surge combined

## **DANGER ZONES**

Tropical areas of the western Pacific,

- including Hawaii, Guam, American Samoa, Saipan, and Okinawa.
- Low lying areas along the coastline



**\*\*NOTE: [Tornadoes](#) and [flooding](#) can also occur during a typhoon.**

# **Installation Warning System (AtHoc)**

## **Air Force Government Computer Access**

### [Table of Contents](#)

In order to receive notifications using AtHoc, follow the below steps. Questions regarding AtHoc notifications can be sent to 18 WG Command Post at 634-1800.

1. Right click on the white globe with purple ring located in your bottom right task bar of your work computer.
2. Choose "Access Self Service".
3. Go to "My Profile" tab and click "Edit" in the top right hand corner.
4. Under "My Profile," enter your user information. At a minimum, you should have your work phone, mobile phone and text messaging (Member) populated; the last two fields will be where you add your government cell phone number (if applicable). It is highly recommend you add your dependents' numbers and a personal email address as well.

NOTE 1: DO NOT use the US Flag with "315" in the phone number boxes

NOTE 2: Ensure you follow the format for the mobile phone numbers provided below the box. For example, 011+8210+last eight digits of number; 09012345678 becomes 011821012345678.

5. Click save and close.

# **US Naval Hospital Considerations**

## [Table of Contents](#)

Routine admissions to the US Naval Hospital at Camp Foster and outpatient visits to the hospital and all Branch Medical Clinics on island are suspended until the return to TCCOR-Storm Watch or All Clear. Emergency care is still available at the US Naval Hospital. Appointments cancelled due to typhoon conditions should be rescheduled by calling the appropriate clinics.

All expectant mothers who are within 37 to 40 weeks gestation are advised to report to the US Naval Hospital, Camp Foster. Please check in at the Information Desk. You will be residing in the hospital during the emergency phase of the storm. Bring all prescription medications, personal toilet articles, a pillow, a change of clothing, not more than \$20 for meals. If you bring a radio, it must have earphones.

# Kadena Facility Manager Actions

## [Table of Contents](#)

Kadena Facility Managers are responsible for the preparedness of all facilities under their control. In preparation for a typhoon, Facility Managers should follow the [Facility Manager Typhoon Checklist](#), review the [Typhoon Preparation Slideshow](#) and utilize the [Typhoon Facility Damage Log](#) to report any damage to facilities. Fill sandbags for facilities use at one of the three Kadena locations (maps below/on next page):

- Parking lot across from bldg 721 (MPF)
- Behind bldg 3522 (Strickland Dining Facility)
- Recycle Center (according to Recycling Center hours of operations)

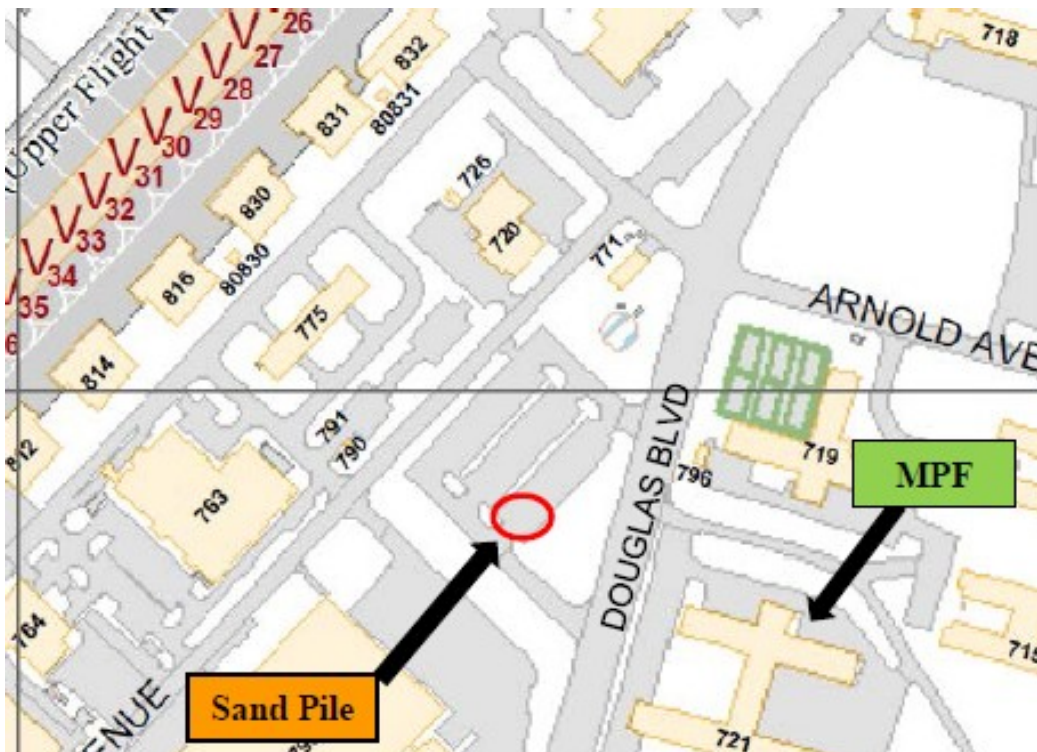
Reporting facility damage or utility outages:

- Operations and Maintenance (O&M) facilities call 634-1915 or 634-3670

Debris clean-up in and around facilities is the facility occupant's responsibility (out to 150 ft or centerline of road – whichever is closest)

Contact 18 Civil Engineer Group Unit Control Center for additional information 634-1915 or 634-3670

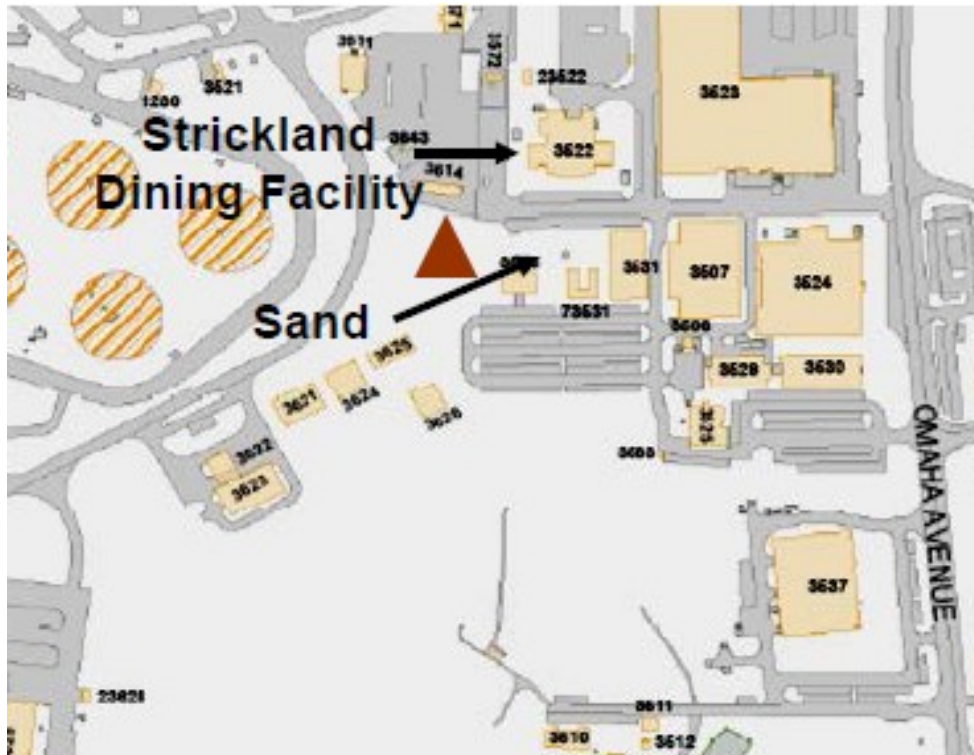
### **Parking lot across from bldg 721 (MPF) (Open 24/7)**



# Kadena Facility Manager Actions

[Table of Contents](#)

**Behind bldg 3522 (Strickland Dining Facility) (Open 24/7)**



**Recycle Center (Open M-F 0800-1500; closed 1130-1230)**





# Military Family Housing Resident Actions

## [Table of Contents](#)

In preparation for a typhoon, Military Family Housing (MFH) residents should know the location of the sandbag fill point located in the parking lot of Eagle Hardware (see map below), have Emergency Preparedness Kits stocked and have a plan for family members, pets and the elderly during the storm.

Report facility damage or utility outages by calling 634-4663.

Debris clean-up in and around facilities is the facility occupant's responsibility (out to 150 ft or centerline of road – which ever is closest). DO NOT begin debris clean-up until the All Clear notification has been given by leadership.

Contact 18th Civil Engineer Group Unit Control Center (CEG UCC) for additional information; 634-1915 or 634-3670



Eagle Hardware is located between the Military Family Housing Office and the gas station on Douglas Blvd. MFH residents are authorized up to 10 sandbags for use during typhoon season.

# **Tropical Cyclone Conditions of Readiness (TCCOR) Conditions**

## [Table of Contents](#)

**TCCOR 5-** Winds of 50 knots sustained or greater are possible within 96 hours

- Obtain sandbags for residence. Review all TCCOR checklists and actions. Monitor AFN and Shogun Weather for weather updates.

**TCCOR 4-** Winds of 50 knots sustained or greater are possible within 72 hours

- Obtain emergency supplies. Have 72 hours of food and water on hand. Review all TCCOR checklists and actions.

**TCCOR 3-** Winds of 50 knots sustained or greater are possible within 48 hours.

- Remove or secure all outdoor/balcony items. Fill vehicle gas tanks. Keep important documents safe/accessible. Clean debris from gutters, storm drains, sidewalks, and ditches near your quarters. Low lying area residents relocate vehicles to higher ground.

**TCCOR 2-** Winds of 50 knots sustained or greater are anticipated within 24 hours.

- Continue securing outside items. Be prepared to cover broken windows. Sandbag door sills (available at [Eagle Hardware](#) and [various locations around Kadena AB](#)).

**TCCOR 1-** Winds of 50 knots sustained or greater are anticipated within 12 hours.

- Move sensitive items away from windows or cover with plastic. Fill bathtub with water, turn refrigerator/freezer to highest settings, keep children home from DoDDs schools if called prior to 0500, move sensitive items away from windows.

**TCCOR 1 Caution-** Winds of 35-49 knots sustained are occurring.

- All non-essential travel is suspended. Non-essential personnel should return to place of residence and remain indoors. Pick up children from CDC's/SAP within 1 hour. Monitor AFN or Shogun Weather for changes in TCCOR.

**TCCOR 1 Emergency-** Winds of 50 knots sustained or greater are occurring.

- All personnel will remain indoors and stay away from windows. Monitor AFN or Shogun Weather for emergency actions or changes in TCCOR. Report all damage to Kadena Housing Maintenance at 634-HOME (098-961-4663).

**TCCOR 1 Recovery-** Winds of 50 knots sustained or greater are no longer forecast to occur. Strong winds may still exist.

- Personnel will not leave their residence/shelter unless called into work by Unit Commander.
- Report all damage to Housing Maintenance at 634-HOME (098-961-4663)

**All Clear-**The storm is over and not forecast to return. Storm damage could present a danger.

- Personnel should remain indoors until the recovery process is complete or the risk of injury/damage to personnel and property has been mitigated to a safe level.

**Storm Watch-** Winds are not forecast to exceed 50 knots sustained but there still exists a probability of high winds due to the proximity of the storm. It is also close enough that a heightened alert status is necessary should the storm deviate from the forecast track.

- Remain alert and monitor the radio. Exercise caution while outdoors.

# Department of Defense Education Activity (DoDEA)

## Okinawa District TCCOR Guide

### [Table of Contents](#)

<b>—Applicable to all DoDEA Schools on Okinawa— TCCOR Level Announced:</b>	<b>TIME: 0500-1159</b>	<b>1200-1459</b>	<b>1500-0459</b>
<b>TCCOR ONE (TCCOR-1)</b>	No school for students ONLY if declared before 0500. Otherwise, all bus routes and school operations will continue on a normal schedule. After school activities are cancelled. All DoDEA employees report to work as scheduled for normal duty hours.	School will continue and students will go home at the normal time, buses will run normal routes. After school activities are cancelled. Normal duty hours for all DoDEA employees.	No school for students if the condition exists prior to 0500 on normal school days. After school activities are cancelled. Normal duty hours for all DoDEA employees.
<b>TCCOR ONE CAUTION (TCCOR-1C)</b>	No school for students or work for DoDEA employees. Tune to AFN radio, TV or official internet sources for current information.	No school for students or work for DoDEA employees. Tune to AFN radio, TV or official internet sources for current information.	No school for students or work for DoDEA employees. Tune to AFN radio, TV or official internet sources for current information.
<b>TCCR ONE EMERGENCY (TCCOR-1E)</b>	No school for students or work for DoDEA employees. Tune to AFN radio, TV or official internet sources for current information.	No school for students or work for DoDEA employees. Tune to AFN radio, TV or official internet sources for current information.	No school for students or work for DoDEA employees. Tune to AFN radio, TV or official internet sources for current information.
<b>TCCOR ONE RECOVERY (TCCOR-1R)</b>	No school for students or work for DoDEA employees. ONLY Facility damage assessment teams will report for duty. Tune to AFN radio, TV or official internet sources for current information.	No school for students or work for DoDEA employees. ONLY Facility damage assessment teams will report for duty. Tune to AFN radio, TV or official internet sources for current information.	No school for students or work for DoDEA employees. ONLY Facility damage assessment teams will report for duty. Tune to AFN radio, TV or official internet sources for current information.
<b>STORM WATCH (TCCOR-SW)</b>	No school for students if preceded by TCCOR-1, 1C or 1E. All DoDEA employees report for duty within two hours of the first announcement during normal duty hours.	No school for students if preceded by TCCOR-1, 1C or 1E. All DoDEA employees report for duty within two hours of the first announcement during normal duty hours.	No school for students if preceded by TCCOR-1, 1C or 1E. All DoDEA employees report for duty within two hours of the first announcement during normal duty hours.
<b>NORMAL LEVEL: ALL CLEAR (Dec 1st-May 31st) TCCOR-4 (June 1st-Nov 30th)</b>	No school for students if declared after 0500 AND preceded by TCCOR-1, 1C or 1E. Buses are notified before departure. All DoDEA employees report to work as scheduled for normal duty hours.	No school for students if preceded by TCCOR-1, 1C or 1E. All DoDEA employees report to work as scheduled for normal duty hours.	Regular school schedule for students if declared prior to 0500 on normal school days. A or B day schedules will be posted on official news sources. All DoDEA employees report to work as scheduled for normal duty hours.

v2.1 | 10 May 2016

# After the Storm

## [Table of Contents](#)

### **USE CAUTION:**

Be aware that there may be glass, debris, power lines, fires, and potentially harmful items displaced from the typhoon. You should not leave your safe area until notified by authorities that it is safe to do so. You must allow recovery personnel to do their job safely and efficiently. When unauthorized personnel are out roaming the streets and taking in the damage, they endanger both themselves and the recovery crews. Please stay put until told to leave, unless you have an emergency. When you are finally authorized to leave your safe area, use extreme caution. Check the area around your quarters, and help your neighbors as well, especially families of deployed members. Be sure to check common areas where children play. Base recovery crews check these areas, but it is always a good idea to double check just in case something was overlooked.

## **Filing a Claim for Damage**

If you have private insurance, you must first file with your insurance company. If you suffered loss or damage to your personal property due to a typhoon, you can file a claim if:

- You are an active duty member, a reservist on active duty, or a civilian Employee of the Department of Defense and you are not considered a local inhabitant of the area.
- The property was located in your assigned or authorized quarters or, located on base when it was damaged. Please see below information on contacting your respective branch claims section:

### **[Air Force Claims](#)**

DSN 312-986-8044

### **Army Claims** (see attachment)

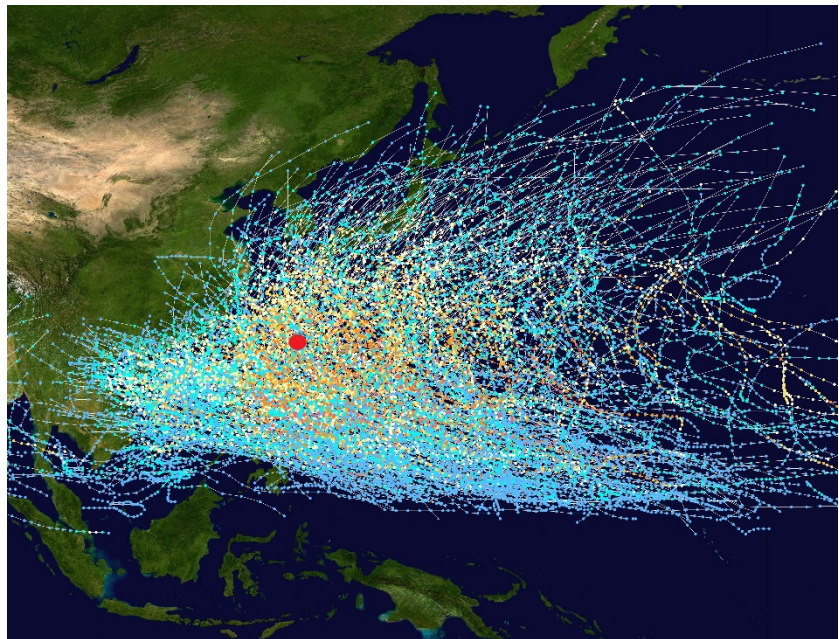
DSN 315-644-4742

### **[Navy Claims](#)** (see attachment)

DSN (888) 897-8217

### **Marine Corps Claims**

DSN 315-645-9429



**Tracks of all tropical cyclones in the northwestern Pacific Ocean between 1980 and 2005. Okinawa is the red dot on the map above.**

# Emergency Numbers

[Table of Contents](#)

## **Kadena Air Base:**

**Off Base Emergency Number Dial 1-1-9**  
**From a Cell: 098-934-5911**  
**On Base Emergency (DSN) Dial 9-1-1**  
**Command Post- 634-1800**

## **Camp Foster:**

**Off Base Emergency Number Dial 1-1-9**  
**From a Cell: 098-911-1911**  
**On Base Emergency (DSN) Dial 9-1-1**

## **DoDD Schools Contact Information**

SCHOOL	DSN
Amelia Earhart Inter School (AEIS)	634-1380
Bechtel Elementary School (BES)	622-7504
Bob Hope Primary School (BHPS)	634-0093
Kadena Elementary School (KES)	634-3441
Kadena Middle School (KMS)	634-0217
Kadena High School	634-1712
Killen Elementary School (ECK)	645-7760
Kinser Elementary School (KSES)	637-3008
Kubasaki High School (KHS)	645-4876
Lester Middle School (LMS)	645-7787
Ryukyu Middle School (RMS)	634-4849
Stearley Heights Elem School (SHES)	634-0646
Zukeran Elementary School (ZES)	645-2064
Law Enforcement Desk	634-2475
Human Resources	634-2330
DSO-District Superintendent Office	634-1204
Distr. Secretary	632-7383
Distr. Registrar	634-8995
EDIS	634-2740/2747
Area Office - Director	644-5878
Student Transportation Office - Camp Foster	645-2036

To dial DSN from a cell phone call: Kadena Switch  
Operator: 098-938-1111 or  
Foster Switch Operator: 098-911-5111  
Wait for dial tone, then call DSN number

# **Emergency Numbers**

## [Table of Contents](#)

<b>AIR FORCE</b>	<b>DSN</b>
Emergency Management	634-4404
Kadena Command Post	634-1800
Weather	634-3140
Public Affairs	634-3813
Red Cross	634-1294
<b>NAVY</b>	<b>DSN</b>
Emergency Manager	634-9331
White Beach Dispatch	622-1410
<b>ARMY</b>	<b>DSN</b>
Emergency Manager	644-4943
Provost Marshall Desk Sergeant	644-4715
Antiterrorism Office	644-5588
<b>MARINE CORPS</b>	<b>DSN</b>
Emergency Manager	645-7607
Red Cross	645-3800
Facility Maintenance	645-7504
<b>OFF BASE</b>	
Local Police	110
Local Fire Dept	119
Local Coast Guard	118

# Online Resources

## [Table of Contents](#)

Shogun Weather - <http://www.kadena.af.mil/Agencies/Local-Weather/>

Listen to AFN - <http://www.afnpacific.net/LocalStations/Okinawa.aspx>

Tornadoes - <https://www.ready.gov/tornadoes>

Flooding - <https://www.ready.gov/floods>

Facility Manager Typhoon Checklist - <https://kadena.eis.pacaf.af.mil/18CEG/18 CES/CEX/>

Emergency Weather Information and Hazard Informati/Facility Manager Typhoon

Checklist.pdf#search=typhoon

Typhoon Preparation Slideshow - <https://kadena.eis.pacaf.af.mil/18CEG/18 CES/CEO/CEOE/>

CEOES/Facility Manager Documents/2019 Typhoon Prep and Recovery Actions.pdf

Typhoon Facility Damage Log - <https://kadena.eis.pacaf.af.mil/18CEG/18 CES/CEO/CEOE/>

CEOES/Typhoon Documents/Facility Damage (Blank).pdf

Air Force Claims - [https://claims.jag.af.mil/no\\_insur.php](https://claims.jag.af.mil/no_insur.php)

Navy Claims - [http://www.jag.navy.mil/organization/code\\_15\\_addresses.htm](http://www.jag.navy.mil/organization/code_15_addresses.htm)

Wind Radar - <https://www.windy.com/26.589/127.542?25.464,127.542,7>

Air Force Be Ready - <http://www.beready.af.mil/>

## **Family Accountability**

Available to families of each service is an online accountability system. The purpose of the system is for a member to update their status, or to check on members and their families if they are in an area affected by a disaster. To register, just log on and follow the steps.

**Air Force Personnel Accountability and Assessment System (AFPAAS):**

<https://afpaas.af.mil>

**Navy Family Accountability and Assessment System (NFAAS):**

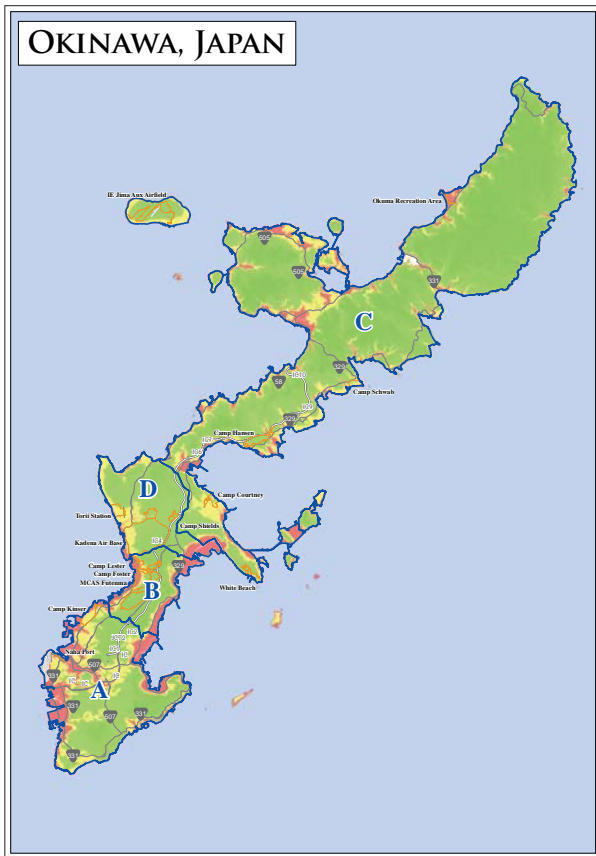
<https://navyfamily.navy.mil>

**U.S. Army Disaster Personnel Accountability and Assessment System (ADPAAS):**

<https://adpaas.army.mil>

# EMERGENCY WEATHER INFORMATION AND HAZARD NOTIFICATION SYSTEM

## How to Receive Emergency Notifications in English on Your Cell Phone



### EMERGENCY NOTIFICATIONS

Cell phones across Okinawa currently receive emergency text notifications in Japanese from mobile phone service providers such as Softbank, AU, and Docomo.

Follow the steps in this pamphlet to receive emergency notifications by email in English.

### SERVICE PROVIDER EMAIL

In order to receive notifications automatically, you must first visit your mobile phone service provider to ensure you have an active email account setup through your service.

Other email accounts such as Gmail or Yahoo will not work.

**You must use the email account linked to your phone through your mobile phone service provider.**

### 1.) GETTING STARTED

*Download QR Code Reader*

A QR code reader is needed to complete the process. You can download one for free from the application store.

This process should take only a moment.

### 2.) REGISTRATION

After downloading the QR reader, *Scan the QR code:*



After scanning, *Select URL Hyperlink*

*Click "Registration/Change/Cancelation"*

An email is automatically opened. Do not change the subject or body of the message.

*Click "Send"*

If asked, do you want to send it anyway? *Click "Send"*

You will receive an email in your inbox containing a URL Hyperlink.

*Select URL Hyperlink*



### 3.) SELECT REGIONS

After the URL Hyperlink loads,  
*Click "Next Registration"* which is the  
only option at this time

Read the information carefully then  
*Click "I Agree"*

Name of regions selected  
(example South)

[Izena & Iheya](#)  
[Kunigami Area](#)  
[Nago Area](#)  
[Onna & Kin Area](#)  
[Middle](#)  
[South](#)  
[Kerama & Aguni Islands](#)  
[Kumejima](#)  
[Daitojima Region](#)  
[Miyakojima](#)  
[Tarama Island](#)  
[Ishigaki City](#)  
[Taketomi Town](#)  
[Yonaguni Region](#)  
[Next](#)  
[Return](#)

The "Select Regions" page  
will pop up.

*Select the Regions that  
you would like to receive  
notifications about*

*Click "Next"*

### 4.) SELECT COMMUNITIES

Select the communities you would like  
to receive notifications about.  
*Click "Addition"*

Please select the region(s) for which you wish to obtain the distributed evacuation information.  
(Multiple regions may be selected).  
News information about the selected region will also be distributed.

■ Middle  
■ Whole Central Area  
 Ginowan City  
 Okinawa City  
 Uruma City  
 Yomitan Village  
 Kadena Town  
 Chatan Town  
 Kitanakagusuku Village  
 Nakagusuku Village  
[Addition](#)  
[Return](#)

**You will repeat these steps  
for both Weather and  
Evacuation Notifications**

*Click "Next"*

#### MCIPAC Emergency Management

<https://www.facebook.com/MCIPAC.EM/>  
<https://www.mcipac.marines.mil/>

#### Kadena Air Base (18 WG)

<https://www.facebook.com/KadenaAirBase/>

#### Commander Fleet Activities Okinawa

<https://www.facebook.com/COMFLEACTOKI/>

#### U.S. Army Garrison Okinawa

<https://www.facebook.com/USAGOkinawa/?fref=nf>

### 5.) SELECT WEATHER / HAZARDS

You can now select your weather and  
hazard information. Use the drop  
down arrow next to each option to  
choose which emergency notifications  
you would like to receive.

■ Citizen Protection Information

[Wish to receive](#) ▼

■ Eruption Warning

[Do not wish to receive](#) ▼

■ Fire Weather Report

[Do not wish to receive](#) ▼

■ Cancellation of All Information

[Do not wish to receive](#) ▼

[Next](#)

[Return](#)

*Click "Next"*

### 6.) AFTER REGISTRATION

Review your notification settings,  
then *Click "Registration"*

A page should appear that says  
"Successfully Registered." You will  
now receive the notifications for the  
types that you selected. It is possible  
to change the settings, cancel the  
notifications or view the terms of  
service by re-clicking the URL code in  
the email.

#### U.S. Naval Hospital Okinawa

<https://www.facebook.com/usnho/>

#### Marine Corps Installations Pacific Public Affairs Office

##### Facebook:

<https://www.facebook.com/3mef/mcipac>

##### Twitter:

<https://twitter.com/OkinawaMarines>

##### Instagram:

<https://www.instagram.com/okinawamarines>

#### AFN Okinawa

<https://www.facebook.com/Wave89>



American Red Cross

